



FEATURES

- Highly Polished Aluminum Tubing
- 1.9" OD 6061-T6 Aluminum Tube Schd #40
- 0.145" Wall Thickness
- 1.05" OD Aluminum Bracing
- Ready To Accept Pre-Wired Lamp Bars
- Eight Bolt Pattern
- Lamp Bars Drop Fixtures Through Bottom For Full Focus Ability
- Fabricated By Certified Welders
- Custom Lengths & Corners Available
- Available With Steel Spigots
- Powder Coating Available



This plated pre-rigged truss is designed to accommodate two lamp bars fitted with standard PAR cans. The main chords are 1.9" OD 6061-T6 schedule 40 aluminum with 1.05" OD bracing. Lamp bars and casters can be supplied as optional items.

PLATED ALLOWABLE LOAD DATA

Maximum Allowable Uniform Loads



Maximum Allowable Center Point Loads



| SPAN (ft.) | Maximum Allowable Uniform Loads | | | Maximum Allowable Center Point Loads | |
|------------|---------------------------------|----------|------------------|--------------------------------------|------------------|
| | LOAD (#/ft.) | LOAD (#) | MAX. DEFL. (in.) | LOAD (#) | MAX. DEFL. (in.) |
| 10 | 980 | 9800 | 0.13 | 9800 | |
| 20 | 380 | 7600 | 0.25 | 4600 | |
| 30 | 180 | 5400 | 0.30 | 4000 | |
| 40 | 110 | 4400 | 0.34 | 2200 | |
| 50 | 74 | 1500 | 0.41 | 3700 | |

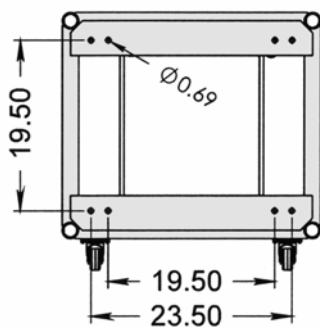
Connection: 5/8" Dia. x 2" Grade 8 Bolts

Weight Load Certified By Structural Engineer

ORDERING INFORMATION

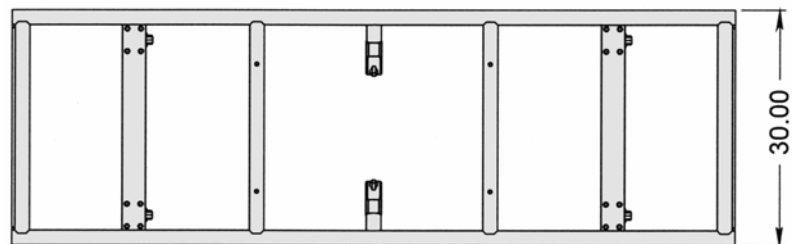
| Item No. | Dimensions | Weight |
|-----------|------------------|----------|
| 12-03-120 | 30" x 26" x 120" | 117 lbs. |
| 12-03-093 | 30" x 26" x 93" | 100 lbs. |
| 12-03-060 | 30" x 26" x 60" | 85 lbs. |
| 12-03-004 | 4-Way Corner | 54 lbs. |
| 12-05-004 | Casters/Set of 4 | 8 lbs. |

LAMP BARS AND CASTERS SOLD SEPARATELY
See Page 22 For Lampbar Information

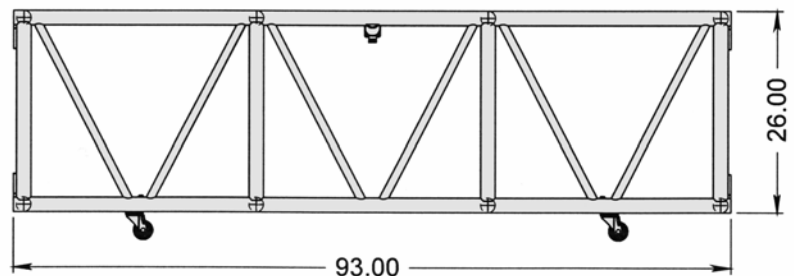


Front View

Top View



Side View



Standard Corner

